



# GIBBER GABBER



## Inside this issue:

Rugging and clipping	2
Club Communication	3
Annual Award Age Groups	3
Have you done your Child Protection form?	3
Events in April	4

## GIBBER GABBER DEADLINES

Edition	Deadline
May	2 May
June	30 May
July	27 June
August	1 Aug
Sept	30 Aug
Oct	3 Oct
Nov	31 Oct
Dec	28 Nov

## WPC NEWS

**The next rally day will be on Sunday 10 April, with gear check at 9.30am and ready to ride at 10.00am.**

**Don't be late!**

On Sunday 13 March, 8 riders attended the club rally day. In the morning 2 groups were organised, one group receiving instruction in show jumping with Maureen and the other group learning about flatwork and games

with Tracey. It was great to see a brand new member, Dean, progress in his riding, moving from being on a lead to trotting independently—way to go Dean!

In the afternoon, with just 4 riders completing a full rally day, time trials on the cross country course were the order of the afternoon, followed by skill building games in a circuit. The lucky recipients of the Feed Shed donation were Leanne G and Laura W. Work continues on finishing the club house, reducing the surface washing away on our main arena and hopefully improving the main arena surface. *Thanks to Jeni Worden for providing this report.*

**Correction:** The eight Wamboin riders who competed at the Zone 16 Sporting Championships held at Bungendore did so on Sunday 20 February, not March as reported in the March GG.

## Jumping

## Equitation

## Champion

Andrea Thompson (right) took out the Zone 16 Jumping Equitation Championship for riders under 13years on 5 March, riding Monty.

**CONGRATULATIONS  
ANDREA!**



## MOUNTED GAMES 2011

Hey riders, interested in being involved in a mounted games team this year? Well then get talking with your Wamboin club friends and mates about forming a team and let Robyn Slater know. The 2011 Zone 16 mounted games championships are on Sunday 6 August at the Bungendore show grounds. To be in a mounted games team you must be an independent rider—no led riders are allowed. Zone 16 caters for all levels from beginners to state teams.

# Rugging

## Measuring & Fitting

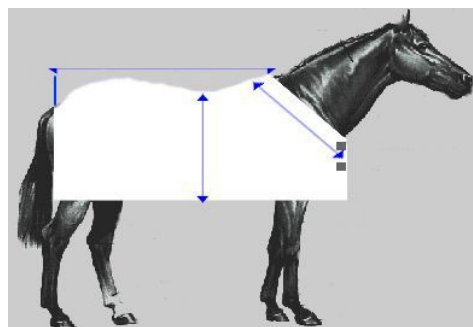
The main points to remember when choosing a rug are that the length, depth and shape are correct for your horse. A rug is measured by its length, which is taken from the point at the wither to the edge of the rug near the tail. The sides of the rug should be long enough to ensure that none of the horse's belly shows underneath. The front of the rug should close neatly across the chest without pulling. Rugs are fitted with leg straps and sometimes a single or double surcingles to hold them in place. The straps should be kept soft and supple to prevent chafing and should be threaded through

each other when the rug is on the horse. Leg straps should be adjusted so that they hold the rug in place without being too loose otherwise a leg could become caught up if the horse rolls. Surcingles are attached to or slotted through slits in the sides of the rug.

## Hygiene

Rugs should be brushed with a heavy brush or broom (like an outdoor broom) to remove excessive collection of hair and mud/dirt in order to prevent rubbing on the horses skin or transfer of parasites from one horse to another. It's a good idea to have an under cover area where rugs can be hung to

dry and/or air. With winter coming up, don't wait to the first cold day to check the condition of your horse's rug—get out there before that first cold day or night to check your horse rugs and if necessary clean and repair them before you need them. Your horse will appreciate your efforts!




## To clip or not to clip

One of the reasons for clipping is to avoid excess sweating and subsequent loss of condition, another purpose is to aid the comfort of the horse during the winter months. The longer and coarser winter coat usually starts to grow in Autumn. This increase insulation causes the horse to sweat more during work, which if not dried off may cause chills. A clipped horse is also easier to groom.

The more hair that is removed the less tolerant the horse will be to the cold and wet. So the hunter clip (see far bottom right) is only suitable for horses kept stabled at all times and that are rugged throughout the winter. The blanket clip (middle right) leaves more hair on the horses back to provide a little more protection for the kidney and rump areas.

The trace clip (top right) leaves most of the exposed areas of the horse unclipped and is suitable for horses turned out during the day and stabled at night. The trace clip only involves removing the hair from the "midriff" area of the horse, which are the areas most prone to the accumulation of sweat.



If you do decide to clip your horse for winter, you will need to be diligent with your rugging regime. Would you like to be out in the paddock only half dressed on a windy Wamboin day! So think carefully about any decision to clip your horse. If in doubt, ask any of the Club Instructors for more information.



*Above: Trace Clip*

*Below: Blanket Clip*

*Bottom: Hunter Clip*



---

## Club Communication

### A note from our Secretary

Most of our club communication and contact is done via email because its quick, cheap and convenient.

MEMBERS it's your responsibility to let me know if you are having problems with your email or computer in order that I can make other temporary arrangements to keep in touch and keep you informed of pony club news and matters, including upcoming events and entry close off dates.

Thank you, *Jeni*



## 2011 WPC Award Age Groups

As most members will be aware, but some of our newer members may not, at the end of each calendar year, the Club has a set of annual awards that are considered. Some of the annual awards are aged based, and for 2011 the following age groups have been set:

- 11 years & under,
- 12 to 15 years, and
- 16 years and over.

For more information on the annual awards, try the following link:

**<http://www.wamboin.pcansw.org.au/site/ponyclub/wamboin/downloads/memberbooklet%202.pdf>**

**AGE GROUPS SET FOR 2011 ANNUAL AWARDS**



## WORKING WITH CHILDREN CHECKS

### IMPORTANT REMINDER

All members and volunteers over 16 years of age **MUST SIGN** a Volunteers/Student Declaration form **ANNUALLY**. These forms may be found on the NSW Commission for Children and Young People web site [www.kids.nsw.gov.au](http://www.kids.nsw.gov.au) or on the PCANSW website [www.pcansw.org.au](http://www.pcansw.org.au).

The NSW Commission have asked for as many volunteers as possible to

complete the form online and then print to sign and hand to their club Child Protection Officer in order that the Commission can gauge the number of volunteers in NSW.

Collecting this information will be useful for the Commission to petition the state government for further funding to enhance the protection of children and young people in NSW.

**The Wamboin PC Child Protection Officer is Jeni Worden.**



## Wamboin Pony Club Inc

79 Canning Close  
Wamboin  
PO Box 6120  
QUEANBEYAN NSW 2620

We are on the web:

[www.wamboin.pcansw.org.au](http://www.wamboin.pcansw.org.au)



## GO WAMBOIN!

Next WPC Committee Meeting is Wednesday 20th April at the Slater residence, 65 Merino Vale Drive, 7.30pm

## WAMBOIN PONY CLUB WELCOMES NEW FAMILIES TO THE WAMBOIN AREA

CONTACT ANY MEMBER OF THE  
COMMITTEE FOR MORE INFORMATION

ABOUT WAMBOIN PONY CLUB

FOR DETAILS ON HOW TO JOIN, CONTACT OUR  
SECRETARY, JENI WORDEN

PRESIDENT: Peter Evans, 6238 3043

VICE PRESIDENT: Fiona Kildey, 0439 955 994

SECRETARY: Jeni Worden, 6238 3313

TREASURER: Toni Cuthbertson, 6238 3548

Senior Instructor: Robyn Slater, 6238 3472

## Upcoming Pony Club Events in April

**3 April:** Geary's Gap Combined Training. ENTRIES HAVE CLOSED for this event.

**17 to 23 April:** Zone 16 Camp. Wamboin is the rostered club from Sunday 17 April to after dinner on Monday 18 April. This roster duty does not just fall to only those folks who's children are attending this camp—all members are asked to donate some time for this duty, please contact Toni Cuthbertson to let her know when you can help. The Camp set up working bee will be on Saturday 16 April, all parents of riders attending camp are expected to assist in the camp set up. During the week of camp, visitors are welcome, so why not visit between 9am and 4pm to see what camp is all about—you will probably be hooked!

**15 to 17 April:** PCA NSW Sporting and Camp Drafting Championships, Gunning NSW. Just a short drive to Gunning, if you are keen to see some of the best sporting riders from across NSW, then make the trip to Gunning show grounds on Saturday 16 April, the pace will be fast and furious which will make for some great spectator viewing. This is a pre-qualified event, so only nominated and accepted riders can compete.



Above: Nicole, Kriket, Ellie & Jodi in their Pairs workout, Royal Canberra Show  
(Photo thanks to Steve Quick)